

FXSD01 SURFACE EMERGENCY DOWNLIGHT

LED Surface Emergency Downlight






Fox Lux Emergency Surface Downlights are manufactured to provide full compliance with current applicable standards. With various lens and output options and an optional self-test feature, FXSD01 punches above its weight in terms of both value and functionality.




*5-year warranty including battery**

Ref	Lumens	Description	Testing
FXSD01-1.5/O/3	150	3hr Non-maintained Emergency Downlight 125° Open Area Lens	Manual
FXSD01S-1.5/O/3	150	3hr Non-maintained Emergency Downlight 125° Open Area Lens	Self-test
FXSD01-1.5/C/3	140	3hr Non-maintained Emergency Downlight 145°x75° Corridor Lens	Manual
FXSD01S-1.5/C/3	140	3hr Non-maintained Emergency Downlight 145°x75° Corridor Lens	Self-test

Description

-  5-year warranty*
-  Li-ion battery
-  3hr operation

Properties


-  Microprocessor controlled battery charging
-  Deep discharge protection
-  Self-test optional


Technical Data

-  Mains voltage: 220-240V
-  Mains frequency: 50-60Hz
-  Nominal operating time: 3hr
-  Ambient temperature: 5°C - 40°C
-  Max. case temp.: 65°C
-  Charging time: <24h
-  Insulation Class: II
-  IP Rating: IP20


Compliance

 ICEL Endorsed

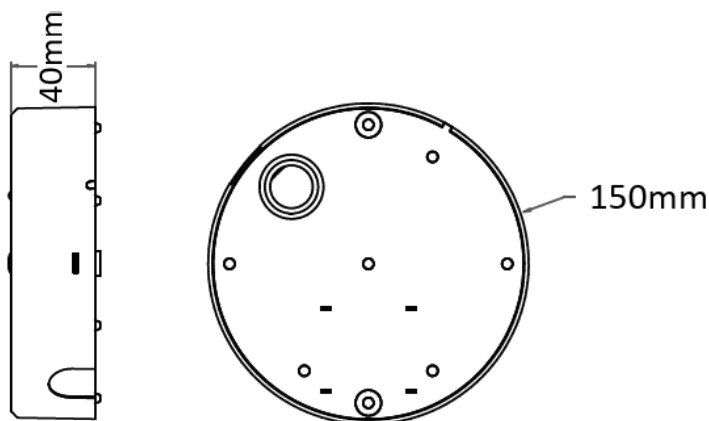
 EN 61347-2-13

 EN 61347-1

 EN 62034

 EN 61347-2-7

Dimensions



Self-Test

Automatically tests every week (+/- 6hrs at random). First full duration test is carried out automatically within the first 4 weeks after the luminaire being connected to mains voltage. Each year the capacity of the battery is measured by simulating a power failure in addition to the functional test. Complies with EN62034.

REM10 Remote Control

1. Press TEST to carry out a "Functional Test".
2. Press "MT ON" to initiate a "Full Duration Test".*
3. Press "MT OFF" to interrupt "Full Duration Test".
4. Press "BAT CHK" to check battery status.**
5. Press "AST ON" to enable self-test function.
6. Press "AST OFF" to disable self-test function.
7. Press "AST CHK" to check status of self-test function (enabled/disabled)



* Note that when the "Full Duration Test" is completed the batteries require up to 8 hours to be re-charged again.

** Note that battery status is recorded and updated after full duration test is completed .

Status is indicated via a bi-colour LED as follows:

Healthy:	solid green	Battery fault:	solid red
Charging:	slow flashing green (1/s)	Lamp fault:	slow flashing red
Test in progress:	fast flashing green (2/s)	Battery temperature:	red green