




NiMH



Cylindrical Nickel Metal Hydride (NiMH)

NiMH

CYLINDRICAL CELLS - NICKEL METAL HYDRIDE (NiMH)

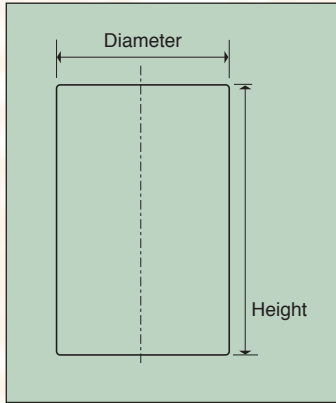
FEATURES

- **High Capacity** - Using latest technology, Yuasa NiMH produce the highest capacities available.
- **Long Service Life** - Depending upon application up to 1000 charge / discharge cycles can be expected.

High Temperature Cells

Yuasa are developing High Temperature NiMH product for most can sizes. Details available on request.

Product Details



Can Size	Diameter (mm)	Height (mm)
AA	14.1	48.0
7/5AA	14.1	64.4
4/5AA	14.1	42.6
2/3AA	14.1	28.0
1/2A	14.1	24.0
2/5AA	14.1	21.0
1/3AA	14.1	16.5
AAA	10.1	43.6
7/5AAA	10.1	66.5
5/4AAA	10.1	49.5
5/6AAA	10.1	41.6
2/3AAA	10.1	27.8
1/2AAA	10.1	25.0
1/3AAA	10.1	15.0
1/4AAA	10.1	12.0
AAAA	7.9	41.5
F	32.2	89.0
B18650	18.0	65.0

Can Size	Diameter (mm)	Height (mm)
4/5A	16.8	42.1
1/2A	16.8	28
2/5A	16.8	21.5
1/3A	16.5	16.5
A / AF	16.8	49.0
7/5 A / AF	16.8	65.9
C	25.3	49.0
2/3C	25.3	30.0
1/3C	25.3	19.1
D	32.2	59.0
2/3D	32.2	43.0
1/2D	32.2	35.0
1/3D	32.2	29.5
SC	22.1	42.0
5/4SC	22.1	49.0

Available Capacities

Can Size	Capacities Available (mAh)
AA	1300 - 2300
7/5AA	2000
4/5AA	1200
2/3AA	600
1/2AA	600
2/5AA	400
1/3AA	300
AAA	600, 700
7/5AAA	900
5/4AAA	700
5/6AAA	500
2/3AAA	300
1/2AAA	230
1/3AAA	110, 120
1/4AAA	80
AAAA	300
F	13000
18650	3800, 4100
18670	4000, 4500

Can Size	Capacities Available (mAh)
A / AF	2000
7/5A / AF	3500
4/5A	1800
1/2A	1000
2/5A	600
C	3200, 3400, 4000, 4500
2/3C	1100
1/3C	1100
D	8000, 9000
2/3D	3500
1/2D	3500
SC	2200, 2400, 3000
5/4SC	3500

Note: Other capacities may be available on request.

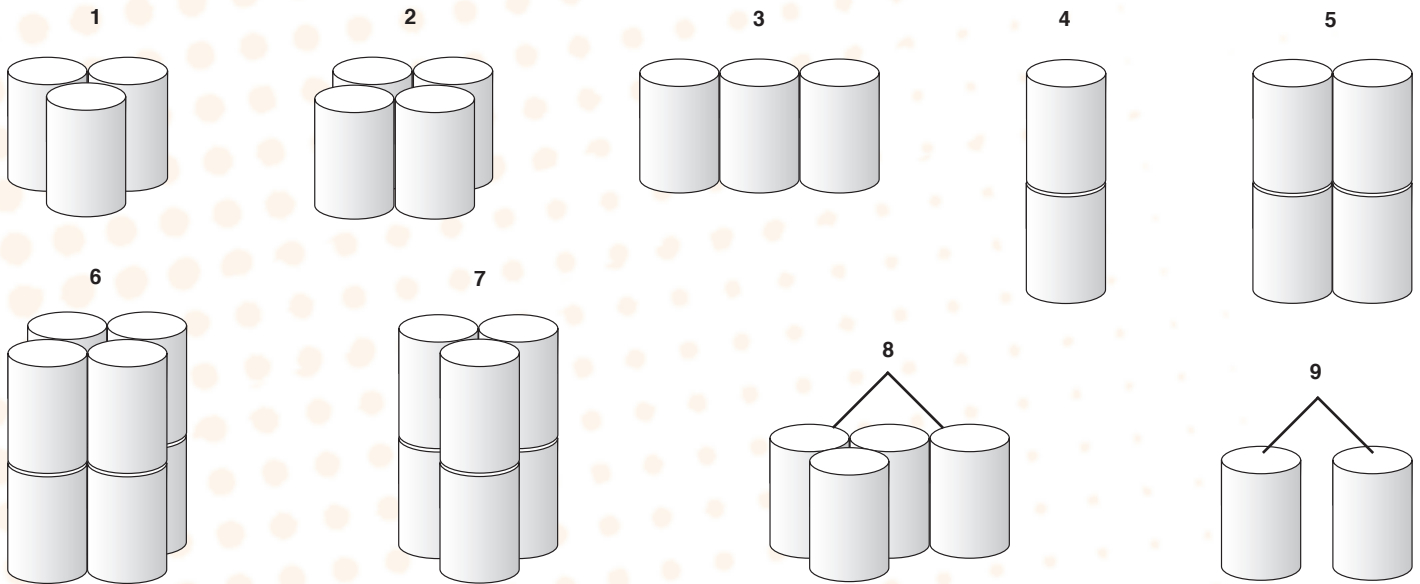
High Temp Cells

Can Size	Capacities Available (mAh)
AA	1000
C	4000
Sub C	2200, 2400

Packs

All Yuasa cylindrical cells can be connected together to form higher voltage packs. Depending upon quantities required almost any configuration can be achieved. Details available upon request.

Example Configurations



Style No.	Style Configuration Description
1	Cells upright and diagonal to each other for smallest possible pack size
2	Cells upright and next to each other in parallel rows
3	Cells upright in single row
4	Cells upright with one directly on top of another. Commonly called a 'stick'
5	Cells upright in twin 'stick'
6	Cells upright with 4 sticks connected in parallel rows
7	Cells upright with sticks connected diagonally for smallest pack size
8	Customer specified configuration
9	Customer specified configuration requiring special manufacturing requirements

Part numbers for packs incorporate all the information required to identify manufacturing details. **E.g. 10AAM1-7L3** - This code translates as **10** x '**AA**' cells **M** (NiMH) **1.7Ah** with **L**eads and configured using style **3**.

Disposal of "Spent" NiMH batteries:

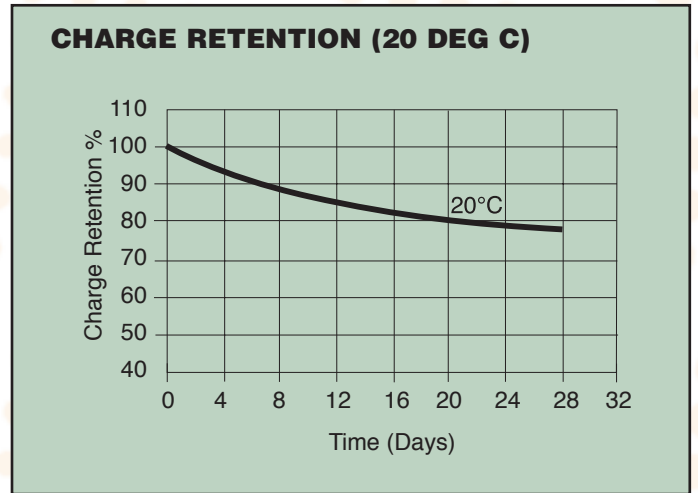
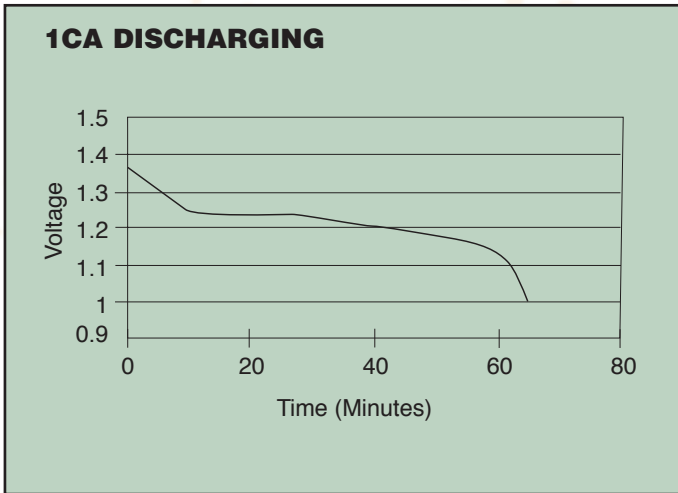
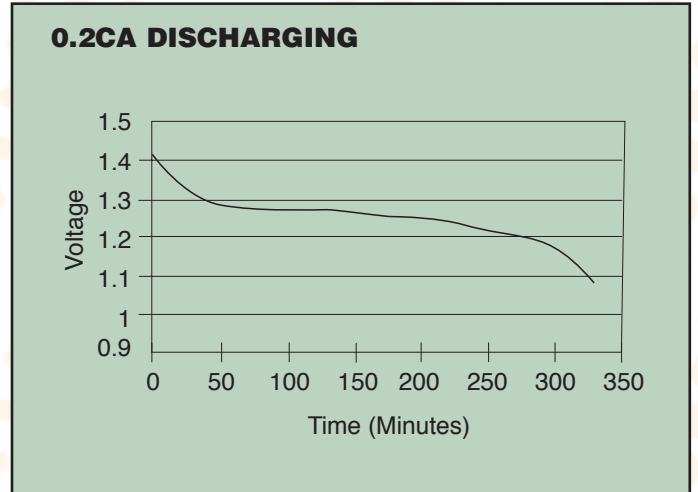
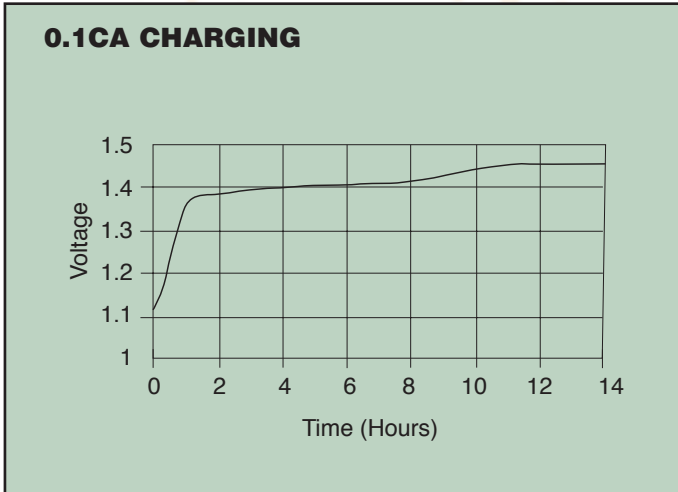
Please check the latest recommendations by contacting the technical helpdesk.

Tel: 08708 500314

Fax: 08708 500317

Email: enquiries@yuasa-sales.co.uk

General Characteristic Graphs



Charging

Trickle	0.05 CA	48 Hours - Constant
Standard	0.1 CA	14-16 Hours
Quick	0.3 CA	4 Hours

- Maximum Cell voltage should be considered to be 1.70 Volts.
- $-\Delta V$ termination should be set at 6 mV/cell.
- DT/dt termination should be 0.6°C/Minute.



Yuasa Battery Sales (UK) Ltd

Unit 22 Rassau Industrial Estate
 Ebbw Vale, Gwent, NP23 5SD
 Tel: 08708 500312 Fax: 08708 500317
 E-mail: enquiries@yuasa-sales.co.uk

Registered number 1548820

Cat. No. NiMHSE April 06

E&O.E.

Distributed by